

NAME:

EMAIL:

SIGNATURE:

CIRCLE COURSE SECTION: MW 9-11 MW 11-1 MW 1-3
 MW 6-8 TTh 1-3 TTh 6-8

Lehman College, CUNY

CIS 166 & CMP 230 Final Exam, Version 1, Fall 2012

1	
2	
3	
4	
5	
6	
7	
8	
9	
10	
Total	

1. What will the following code print:

```
places = "Connecticut*New York*New Jersey*Pennsylvania"
num = places.count("*")
states = places.split("*")
print("There are", num, "states")
print(states[0], states[-1])
mess = "cahbecedseef gchaikje"
eat = ""
for i in range(len(mess)):
    if i % 2 == 0:
        print(mess[i])
        eat = eat + mess[i]
print("I love", states[1], eat)
```

Output:

2. Write a **program** that asks the user to enter the number of grams, and prints out the equivalent number of ounces.

Helpful Fact: 1 gram = 28.3495 ounces

3. Fill in the missing function definitions for this program:

```
def main():
    w = setUp()           #Creates and returns a graphics window
    x1,y1,x2,y2 = userInput() #Asks user for 4 inputs and returns numbers entered
    displayLine(w,x1,y1,x2,y2) #Draws a line from (x1,y1) to (x2,y2) on window w
    conclusion(w)        #Gets a mouse click and closes window w
main()
```

(That is, write the functions `setUp()`, `userInput()`, `displayLine()` and `conclusion()`.)

4. Write a **function** that takes as two parameters: the zone and the ticket type, and returns the Copenhagen Transit fare.

If the zone is 2 or smaller and the ticket type is “adult,” the fare is 23. If the zone is 2 or smaller and the ticket type is “child,” the fare is 11.5. If the zone is 3 and the ticket type is “adult,” the fare is 34.5. If the zone is 3 or 4 and the ticket type is “child,” the fare is 23. If the zone is 4 and the ticket type is “adult,” the fare is 46. If the zone is greater than 4, return a negative number (since your calculator does not handle inputs that high).

5. What is returned when the function is invoked on the inputs below:

```
def enigma1(x,y,z):
    if x == len(y):
        return(z)
    elif x < len(y):
        return(y[0:x])
    else:
        s = cont1(z)
        return(s+y)

def cont1(st):
    r = ""
    for i in range(len(st)-1,-1,-1):
        r = r + st[i]
    return(r)
```

(a) enigma1(7,"caramel","dulce de leche")

Return:

(b) enigma1(3,"cupcake","vanilla")

Return:

(c) enigma1(10,"pie","nomel")

Return:

6. Given the following program and input file, what is printed:

```
def sixV1():
    infile = open("in1.txt", "r")
    for line in infile.readlines():
        if line.find("St") == 0:
            print(line)
    infile.close()
sixV1()
```

in1.txt

```
S'more
Sopaipilla
Stack cake
Strawberry Delight
Strawberry rhubarb pie
```

Output:

7. Write a **program** that reads in a text file, `infile.txt`, and prints out the number of times the letter K occurs in the file.

8. What is the graphical output:


```
(a) from turtle import *
def once1(t,x):
    for i in range(4):
        forward(x)
        right(90)
t = Turtle()
once1(t,50)
```

Output:



```
(b) from turtle import *
def mystery1(t,x):
    for i in range(4):
        forward(x)
        right(90)
    if x > 0:
        mystery1(t,x-10)
t = Turtle()
mystery1(t,50)
```

Output:



9. Write the python code for the algorithm below:

(from http://rosettacode.org/wiki/Sorting_algorithms/Stooge_sort)

```
algorithm stoogesort(L, i, j)
  if L[j] < L[i] then
    swap L[i] and L[j]
  if j - i > 1 then
    t := (j - i + 1)/3
    stoogesort(L, i, j-t)
    stoogesort(L, i+t, j)
    stoogesort(L, i, j-t)
  return L
```


Useful String Methods: (from p 140 of textbook)

Function	Meaning
<code>s.capitalize()</code>	Copy of <code>s</code> with only the first character capitalized.
<code>s.center(width)</code>	Copy of <code>s</code> is centered in a field of given width.
<code>s.count(sub)</code>	Count the number of occurrences of <code>sub</code> in <code>s</code> .
<code>s.find(sub)</code>	Find the first position where <code>sub</code> occurs in <code>s</code> .
<code>s.join(list)</code>	Concatenate <code>list</code> into a string using <code>s</code> as a separator.
<code>s.ljust(width)</code>	Like <code>center</code> , but <code>s</code> is left-justified.
<code>s.lower()</code>	Copy of <code>s</code> with all characters converted to lowercase.
<code>s.lstrip()</code>	Copy of <code>s</code> with leading whitespace removed.
<code>s.replace(oldsub,newsub)</code>	Replace all occurrences of <code>oldsub</code> in <code>s</code> with <code>newsub</code> .
<code>s.rfind(sub)</code>	Like <code>find</code> , but returns rightmost position.
<code>s.rjust(sub)</code>	Like <code>center</code> , but <code>s</code> is right-justified.
<code>s.rstrip()</code>	Copy of <code>s</code> with trailing whitespace removed.
<code>s.split()</code>	Split <code>s</code> into a list of substrings.
<code>s.title()</code>	Copy of <code>s</code> with first character of each word capitalized.
<code>s.upper()</code>	Copy of <code>s</code> with all characters converted to uppercase.

Graphics Reference: (from p 108-111 of the textbook)

GraphWin Objects
<code>GraphWin(title, width, height)</code>
<code>plot(x,y,color)</code>
<code>plotPixel(x,y,color)</code>
<code>setBackground(color)</code>
<code>close()</code>
<code>getMouse()</code>
<code>checkMouse()</code>
<code>setCoords(xll,yll,xur,yur)</code>

Graphics Objects
<code>setFill(color)</code>
<code>setOutline(color)</code>
<code>setWidth(pixels)</code>
<code>draw(aGraphWin)</code>
<code>undraw()</code>
<code>move(dx,dy)</code>
<code>clone()</code>

Text Methods
<code>Text(anchorPoint, string)</code>
<code>setText(string)</code>
<code>getText()</code>
<code>getAnchor()</code>
<code>setFace(family)</code>
<code>setSize(point)</code>
<code>setStyle(style)</code>
<code>setTextColor(color)</code>

Point Methods
<code>Point(x,y)</code>
<code>getX()</code>
<code>getY()</code>

Line Methods
<code>Line(point1, point2)</code>
<code>setArrow(string)</code>
<code>getCenter()</code>
<code>getP1(), getP2()</code>

Circle Methods
<code>Circle(centerPoint, radius)</code>
<code>getCenter()</code>
<code>getRadius()</code>
<code>getP1(), getP2()</code>

Rectangle Methods
<code>Rectangle(point1,point2)</code>
<code>getCenter()</code>
<code>getP1(), getP2()</code>

Oval Methods
<code>Oval(point1, point2)</code>
<code>getCenter()</code>
<code>getP1(), getP2()</code>

Polygon Methods
<code>Polygon(P1, P2, P3,...)</code>
<code>getPoints()</code>

Useful Turtle Methods: (from <http://docs.python.org/3.0/library/turtle.html>)

Function	Meaning
<code>forward(d)</code>	Move turtle forward <code>d</code> steps
<code>backward(d)</code>	Move turtle backward <code>d</code> steps
<code>right(angle)</code>	Turn turtle <code>angle</code> degrees to the right
<code>left(angle)</code>	Turn turtle <code>angle</code> degrees to the left
<code>up()</code>	Pull the pen up no drawing when moving
<code>down()</code>	Pull the pen down drawing when moving

NAME:

EMAIL:

SIGNATURE:

CIRCLE COURSE SECTION: MW 9-11 MW 11-1 MW 1-3
 MW 6-8 TTh 1-3 TTh 6-8

Lehman College, CUNY

CIS 166 & CMP 230 Final Exam, Version 2, Fall 2012

1	
2	
3	
4	
5	
6	
7	
8	
9	
10	
Total	

1. What will the following code print:

```
colorStr = "purple^red^blue^green^yellow"
num = colorStr.count("^")
colors = colorStr.split("^")
print("There are", num, "colors")
print(colors[0], colors[-1])
mess = "vaebclvdeetf gchaikje"
eat = ""
for i in range(len(mess)):
    if i % 2 == 0:
        print(mess[i])
        eat = eat + mess[i]
print("I love", colors[1], eat, "!")
```

Output:

2. Write a **program** that asks the user to enter the number of ounces, and prints out the equivalent number of grams.

Helpful Fact: 1 ounce = 0.03527 grams.

3. Fill in the missing function definitions for this program:

```
def main():
    w = setUp()           #Creates and returns a graphics window
    x1,y1,r = userInput() #Asks user for 3 inputs and returns numbers entered
    displayCircle(w,x1,y1,r) #Draws a circle at (x1,y1) with radius r on window w
    conclusion(w)         #Gets a mouse click and closes window w
main()
```

(That is, write the functions `setUp()`, `userInput()`, `displayCircle()` and `conclusion()`.)

4. Write a **function** that takes as two parameters: the zone and the duration, and returns the Barcelona metro and bus (TMB) fare.

If the zone is 1 and duration is “oneDay,” the fare is 7. If the zone is 1 and the duration is “tenRide,” the fare is 9.45. If the zone is 1 and the duration is “oneMonth,” the fare is 50.95. If the zone is 2 and duration is “oneDay,” the fare is 11.15. If the zone is 2 and the duration is “tenRide,” the fare is 18.75. If the zone is 2 and the duration is “oneMonth,” the fare is 74.85. If the zone is greater than or equal to 3, return a negative number (since your calculator does not handle inputs that high).

5. What is returned when the function is invoked on the inputs below:

```
def enigma2(x,y,z):
    if x < y:
        return(z)
    elif x == y:
        return(z+z)
    else:
        s = cont1(z)
        return(s)

def cont2(st):
    r = ""
    for i in range(len(st)-1,-1,-1):
        r = r + st[i]
    return(r)
```

(a) enigma2(1,2,"cake")

Return:

(b) enigma2(100,100,"Yum")

Return:

(c) enigma2(10,-1,"eipdum")

Return:

6. Given the following program and input file, what is printed:

```
def sixV2():
    infile = open("in2.txt", "r")
    for line in infile.readlines():
        if line.count(" ") >= 2:
            print(line)
    infile.close()
sixV2()
```

in2.txt

```
Caramel
Carrot cake
Chocolate brownie
Chocolate chip cookie
Chocolate-covered potato chips
```


Output:

7. Write a **program** that reads in a text file, `infile.txt`, and prints out the number of times the letter **A** occurs in the file.

8. What is the graphical output:

```
(a) from turtle import *
def once2(t,x):
    for i in range(6):
        forward(x)
        right(60)
t = Turtle()
once2(t,30)
```

Output:



```
(b) from turtle import *
def mystery2(t,x):
    for i in range(6):
        forward(x)
        right(60)
    if x > 0:
        mystery2(t,x-10)
t = Turtle()
mystery2(t,30)
```

Output:



9. Write the python code for the algorithm below: (from http://en.wikipedia.org/wiki/Binary_search_algorithm)

```
binary_search(A, key, imin, imax)
if (imax < imin)
    return -1;
else
    imid = imin + (imax-imin)/2
    if (A[imid] > key)
        return binary_search(A, key, imin, imid-1)
    else if (A[imid] < key)
        return binary_search(A, key, imid+1, imax)
    else
        return imid;
}
```


Useful String Methods: (from p 140 of textbook)

Function	Meaning
<code>s.capitalize()</code>	Copy of <code>s</code> with only the first character capitalized.
<code>s.center(width)</code>	Copy of <code>s</code> is centered in a field of given width.
<code>s.count(sub)</code>	Count the number of occurrences of <code>sub</code> in <code>s</code> .
<code>s.find(sub)</code>	Find the first position where <code>sub</code> occurs in <code>s</code> .
<code>s.join(list)</code>	Concatenate <code>list</code> into a string using <code>s</code> as a separator.
<code>s.ljust(width)</code>	Like <code>center</code> , but <code>s</code> is left-justified.
<code>s.lower()</code>	Copy of <code>s</code> with all characters converted to lowercase.
<code>s.lstrip()</code>	Copy of <code>s</code> with leading whitespace removed.
<code>s.replace(oldsub,newsub)</code>	Replace all occurrences of <code>oldsub</code> in <code>s</code> with <code>newsub</code> .
<code>s.rfind(sub)</code>	Like <code>find</code> , but returns rightmost position.
<code>s.rjust(sub)</code>	Like <code>center</code> , but <code>s</code> is right-justified.
<code>s.rstrip()</code>	Copy of <code>s</code> with trailing whitespace removed.
<code>s.split()</code>	Split <code>s</code> into a list of substrings.
<code>s.title()</code>	Copy of <code>s</code> with first character of each word capitalized.
<code>s.upper()</code>	Copy of <code>s</code> with all characters converted to uppercase.

Graphics Reference: (from p 108-111 of the textbook)

GraphWin Objects
<code>GraphWin(title, width, height)</code>
<code>plot(x,y,color)</code>
<code>plotPixel(x,y,color)</code>
<code>setBackground(color)</code>
<code>close()</code>
<code>getMouse()</code>
<code>checkMouse()</code>
<code>setCoords(xll,yll,xur,yur)</code>

Graphics Objects
<code>setFill(color)</code>
<code>setOutline(color)</code>
<code>setWidth(pixels)</code>
<code>draw(aGraphWin)</code>
<code>undraw()</code>
<code>move(dx,dy)</code>
<code>clone()</code>

Text Methods
<code>Text(anchorPoint, string)</code>
<code>setText(string)</code>
<code>getText()</code>
<code>getAnchor()</code>
<code>setFace(family)</code>
<code>setSize(point)</code>
<code>setStyle(style)</code>
<code>setTextColor(color)</code>

Point Methods
<code>Point(x,y)</code>
<code>getX()</code>
<code>getY()</code>

Line Methods
<code>Line(point1, point2)</code>
<code>setArrow(string)</code>
<code>getCenter()</code>
<code>getP1(), getP2()</code>

Circle Methods
<code>Circle(centerPoint, radius)</code>
<code>getCenter()</code>
<code>getRadius()</code>
<code>getP1(), getP2()</code>

Rectangle Methods
<code>Rectangle(point1,point2)</code>
<code>getCenter()</code>
<code>getP1(), getP2()</code>

Oval Methods
<code>Oval(point1, point2)</code>
<code>getCenter()</code>
<code>getP1(), getP2()</code>

Polygon Methods
<code>Polygon(P1, P2, P3,...)</code>
<code>getPoints()</code>

Useful Turtle Methods: (from <http://docs.python.org/3.0/library/turtle.html>)

Function	Meaning
<code>forward(d)</code>	Move turtle forward <code>d</code> steps
<code>backward(d)</code>	Move turtle backward <code>d</code> steps
<code>right(angle)</code>	Turn turtle <code>angle</code> degrees to the right
<code>left(angle)</code>	Turn turtle <code>angle</code> degrees to the left
<code>up()</code>	Pull the pen up no drawing when moving
<code>down()</code>	Pull the pen down drawing when moving

NAME:

EMAIL:

SIGNATURE:

CIRCLE COURSE SECTION: MW 9-11 MW 11-1 MW 1-3
 MW 6-8 TTh 1-3 TTh 6-8

Lehman College, CUNY

CIS 166 & CMP 230 Final Exam, Version 3, Fall 2012

1	
2	
3	
4	
5	
6	
7	
8	
9	
10	
Total	

1. What will the following code print:

```
geology = "dirt-soil-mud-rocks-stones"  
num = geology.count("-")  
stuff = geology.split("-")  
print("There are", num, "kinds")  
print(stuff[0], stuff[-1])  
mess = "ate*iss*ipp*M*ake*C*hocol"  
pieces = mess.split("*")  
print("I love", pieces[3],end="")  
for i in range(2):  
    print(pieces[1],end="")  
print(pieces[2]+"i", stuff[2])  
print(stuff[2], pieces[5]+pieces[4], "!")
```

Output:

2. Write a **program** that asks the user to enter the number of pounds, and prints out the equivalent number of kilograms.

Helpful Fact: 1 pound = 0.4536 kilograms

3. Fill in the missing function definitions for this program:

```
def main():
    w = setUp()           #Creates and returns a graphics window
    x1,y1,x2,y2 = userInput() #Asks user for 4 inputs and returns numbers entered
    displayLine(w,x1,y1,x2,y2) #Draws a line from (x1,y1) to (x2,y2) on window w
    conclusion(w)        #Gets a mouse click and closes window w
main()
```

(That is, write the functions `setUp()`, `userInput()`, `displayLine()` and `conclusion()`.)

4. Write a **function** that takes as two parameters the zone and the direction, and returns the San Francisco Bay Area Rapid Transit (BART) fare.

If the zone is 2 or smaller, the fare is 1.75. If the zone is 3 and the direction is outbound, the fare is 2.15. If the zone is 3 and the direction is inbound, the fare is 2.45. If the zone is 4 and the direction is outbound, the fare is 2.65. If the zone is 4 and the direction is inbound, the fare is 2.95. If the zone is greater than 4, return a negative number (since your calculator does not handle inputs that high).

5. What is returned when the function is invoked on the inputs below:

```
def enigma3(x,y,z):  
    if x < y:  
        return(z)  
    elif x == y:  
        return(z+z)  
    else:  
        s = cont3(z)  
        return(s)
```

```
def cont3(st):  
    r = ""  
    for i in range(len(st)):  
        if i % 2 == 0:  
            r = r + st[i]  
    return(r)
```

(a) `enigma3(1,2,"gelato")`

Return:

(b) `enigma3(100,100,"dum")`

Return:

(c) `enigma3(10,-1,"ibcced ecfgrgeheim")`

Return:

6. Given the following program and input file, what is printed:

```
def sixV3():  
    infile = open("in3.txt", "r")  
    for line in infile.readlines():  
        if len(line) < 14:  
            print(line)  
    infile.close()  
sixV3()
```

```
in3.txt  
Bacon sundae  
Banana pudding  
Banana split  
Bananas Foster  
Blondie (confection)
```


Output:

7. Write a **program** that reads in a text file, `infile.txt`, and prints out the number of times the letter T occurs in the file.

8. What is the graphical output:

```
(a) from turtle import *
def once3(t,x):
    for i in range(4):
        forward(x)
        right(90)
t = Turtle()
once3(t,50)
```

Output:



```
(b) from turtle import *
def mystery3(t,x):
    for i in range(4):
        forward(x)
        right(90)
    if x < 100:
        mystery3(t,x+10)
t = Turtle()
mystery3(t,50)
```

Output:



9. Write the python code for the algorithm below: (from http://en.wikipedia.org/wiki/Catalan_number)

```
algorithm catalan(n)
  if n is 0 then
    sum = 1
  else
    sum = 0
    for i from 0 to n
      sum = sum + catalan(i)*catalan(n-i)
  return sum
```


Useful String Methods: (from p 140 of textbook)

Function	Meaning
<code>s.capitalize()</code>	Copy of <code>s</code> with only the first character capitalized.
<code>s.center(width)</code>	Copy of <code>s</code> is centered in a field of given width.
<code>s.count(sub)</code>	Count the number of occurrences of <code>sub</code> in <code>s</code> .
<code>s.find(sub)</code>	Find the first position where <code>sub</code> occurs in <code>s</code> .
<code>s.join(list)</code>	Concatenate <code>list</code> into a string using <code>s</code> as a separator.
<code>s.ljust(width)</code>	Like <code>center</code> , but <code>s</code> is left-justified.
<code>s.lower()</code>	Copy of <code>s</code> with all characters converted to lowercase.
<code>s.lstrip()</code>	Copy of <code>s</code> with leading whitespace removed.
<code>s.replace(oldsub,newsub)</code>	Replace all occurrences of <code>oldsub</code> in <code>s</code> with <code>newsub</code> .
<code>s.rfind(sub)</code>	Like <code>find</code> , but returns rightmost position.
<code>s.rjust(sub)</code>	Like <code>center</code> , but <code>s</code> is right-justified.
<code>s.rstrip()</code>	Copy of <code>s</code> with trailing whitespace removed.
<code>s.split()</code>	Split <code>s</code> into a list of substrings.
<code>s.title()</code>	Copy of <code>s</code> with first character of each word capitalized.
<code>s.upper()</code>	Copy of <code>s</code> with all characters converted to uppercase.

Graphics Reference: (from p 108-111 of the textbook)

GraphWin Objects
<code>GraphWin(title, width, height)</code>
<code>plot(x,y,color)</code>
<code>plotPixel(x,y,color)</code>
<code>setBackground(color)</code>
<code>close()</code>
<code>getMouse()</code>
<code>checkMouse()</code>
<code>setCoords(xll,yll,xur,yur)</code>

Graphics Objects
<code>setFill(color)</code>
<code>setOutline(color)</code>
<code>setWidth(pixels)</code>
<code>draw(aGraphWin)</code>
<code>undraw()</code>
<code>move(dx,dy)</code>
<code>clone()</code>

Text Methods
<code>Text(anchorPoint, string)</code>
<code>setText(string)</code>
<code>getText()</code>
<code>getAnchor()</code>
<code>setFace(family)</code>
<code>setSize(point)</code>
<code>setStyle(style)</code>
<code>setTextColor(color)</code>

Point Methods
<code>Point(x,y)</code>
<code>getX()</code>
<code>getY()</code>

Line Methods
<code>Line(point1, point2)</code>
<code>setArrow(string)</code>
<code>getCenter()</code>
<code>getP1(), getP2()</code>

Circle Methods
<code>Circle(centerPoint, radius)</code>
<code>getCenter()</code>
<code>getRadius()</code>
<code>getP1(), getP2()</code>

Rectangle Methods
<code>Rectangle(point1,point2)</code>
<code>getCenter()</code>
<code>getP1(), getP2()</code>

Oval Methods
<code>Oval(point1, point2)</code>
<code>getCenter()</code>
<code>getP1(), getP2()</code>

Polygon Methods
<code>Polygon(P1, P2, P3,...)</code>
<code>getPoints()</code>

Useful Turtle Methods: (from <http://docs.python.org/3.0/library/turtle.html>)

Function	Meaning
<code>forward(d)</code>	Move turtle forward <code>d</code> steps
<code>backward(d)</code>	Move turtle backward <code>d</code> steps
<code>right(angle)</code>	Turn turtle <code>angle</code> degrees to the right
<code>left(angle)</code>	Turn turtle <code>angle</code> degrees to the left
<code>up()</code>	Pull the pen up no drawing when moving
<code>down()</code>	Pull the pen down drawing when moving

NAME:

EMAIL:

SIGNATURE:

CIRCLE COURSE SECTION: MW 9-11 MW 11-1 MW 1-3
 MW 6-8 TTh 1-3 TTh 6-8

Lehman College, CUNY

CIS 166 & CMP 230 Final Exam, Version 4, Fall 2012

1	
2	
3	
4	
5	
6	
7	
8	
9	
10	
Total	

1. What will the following code print:

```
letterStr = "AXBXCXDDEXFXGXHXIXJ"
num = letterStr.count("X")
letters = letterStr.split("X")
print("There are", num, "letters")
print(letters[0], letters[-1])
mess = "h?o?ola?te ?hi?p ?ook?ies"
ends = mess.split("?")
print(letters[-2], "love")
for i in range(len(ends)):
    if i % 2 == 0:
        print(letters[2], end="")
    print(ends[i], end="")
```

Output:

2. Write a **program** that asks the user to enter the number of kilograms, and prints out the equivalent number of pounds.

Helpful Fact: 1 kilogram = 2.2056 pounds.

3. Fill in the missing function definitions for this program:

```
def main():
    w = setUp()           #Creates and returns a graphics window
    x1,y1,r = userInput() #Asks user for 3 inputs and returns numbers entered
    displayCircle(w,x1,y1,r) #Draws a circle at (x1,y1) with radius r on window w
    conclusion(w)        #Gets a mouse click and closes window w
main()
```

(That is, write the functions `setUp()`, `userInput()`, `displayCircle()` and `conclusion()`.)

4. Write a **function** that takes as two parameters: the number of stations and the ticket type, and returns the Bangkok metro fare.

If the number of stations is 1 or smaller and the ticket type is “senior,” the fare is 8. If the number of stations is 1 or smaller and the ticket type is “adult,” the fare is 16. If the number of stations is 2 and the ticket type is “senior,” the fare is 9. If the number of stations is 2 and the ticket type is “adult,” the fare is 18. If the number of stations is greater than or equal to 3, return a negative number (since your calculator does not handle inputs that high).

5. What is returned when the function is invoked on the inputs below:

```
def enigma4(x,y,z):  
    if x < y:  
        return(z)  
    elif x == y:  
        return(z+z)  
    else:  
        s = cont1(z)  
        return(s)
```

```
def cont4(st):  
    r = ""  
    for i in range(len(st)-1,-1,-1):  
        r = r + st[i]  
    return(r)
```

(a) enigma4(3,4,"blondie")

Return:

(b) enigma4(50,50,"Yum")

Return:

(c) enigma4(10,0,"einworb")

Return:

6. Given the following program and input file, what is printed:

```
def sixV4():  
    infile = open("in4.txt", "r")  
    for line in infile.readlines():  
        if line.find("Apple") == 0:  
            print(line)  
    infile.close()  
sixV4()
```

in4.txt

```
Ambrosia (fruit salad)  
Angel food cake  
Apple crisp  
Apple dumpling  
Apple pie
```

Output:

7. Write a **program** that reads in a text file, `infile.txt`, and prints out the number of times the letter **E** occurs in the file.

8. What is the graphical output:

```
(a) from turtle import *
def once4(t,x):
    for i in range(3):
        forward(x)
        right(120)
t = Turtle()
once4(t,30)
```

Output:



```
(b) from turtle import *
def mystery4(t,x):
    for i in range(3):
        forward(x)
        right(120)
    if x > 0:
        mystery4(t,x-10)
t = Turtle()
mystery4(t,30)
```

Output:



9. Write the python code for the algorithm below: (from http://en.wikipedia.org/wiki/Fibonacci_number)

```
algorithm fibonacci(n)
  if n is 0 or a negative number
    return 0
  else if n < 2
    return 1
  else
    return fibonacci(n-1)+fibonacci(n-2)
```


Useful String Methods: (from p 140 of textbook)

Function	Meaning
<code>s.capitalize()</code>	Copy of <code>s</code> with only the first character capitalized.
<code>s.center(width)</code>	Copy of <code>s</code> is centered in a field of given width.
<code>s.count(sub)</code>	Count the number of occurrences of <code>sub</code> in <code>s</code> .
<code>s.find(sub)</code>	Find the first position where <code>sub</code> occurs in <code>s</code> .
<code>s.join(list)</code>	Concatenate <code>list</code> into a string using <code>s</code> as a separator.
<code>s.ljust(width)</code>	Like <code>center</code> , but <code>s</code> is left-justified.
<code>s.lower()</code>	Copy of <code>s</code> with all characters converted to lowercase.
<code>s.lstrip()</code>	Copy of <code>s</code> with leading whitespace removed.
<code>s.replace(oldsub,newsub)</code>	Replace all occurrences of <code>oldsub</code> in <code>s</code> with <code>newsub</code> .
<code>s.rfind(sub)</code>	Like <code>find</code> , but returns rightmost position.
<code>s.rjust(sub)</code>	Like <code>center</code> , but <code>s</code> is right-justified.
<code>s.rstrip()</code>	Copy of <code>s</code> with trailing whitespace removed.
<code>s.split()</code>	Split <code>s</code> into a list of substrings.
<code>s.title()</code>	Copy of <code>s</code> with first character of each word capitalized.
<code>s.upper()</code>	Copy of <code>s</code> with all characters converted to uppercase.

Graphics Reference: (from p 108-111 of the textbook)

GraphWin Objects
<code>GraphWin(title, width, height)</code>
<code>plot(x,y,color)</code>
<code>plotPixel(x,y,color)</code>
<code>setBackground(color)</code>
<code>close()</code>
<code>getMouse()</code>
<code>checkMouse()</code>
<code>setCoords(xll,yll,xur,yur)</code>

Graphics Objects
<code>setFill(color)</code>
<code>setOutline(color)</code>
<code>setWidth(pixels)</code>
<code>draw(aGraphWin)</code>
<code>undraw()</code>
<code>move(dx,dy)</code>
<code>clone()</code>

Text Methods
<code>Text(anchorPoint, string)</code>
<code>setText(string)</code>
<code>getText()</code>
<code>getAnchor()</code>
<code>setFace(family)</code>
<code>setSize(point)</code>
<code>setStyle(style)</code>
<code>setTextColor(color)</code>

Point Methods
<code>Point(x,y)</code>
<code>getX()</code>
<code>getY()</code>

Line Methods
<code>Line(point1, point2)</code>
<code>setArrow(string)</code>
<code>getCenter()</code>
<code>getP1(), getP2()</code>

Circle Methods
<code>Circle(centerPoint, radius)</code>
<code>getCenter()</code>
<code>getRadius()</code>
<code>getP1(), getP2()</code>

Rectangle Methods
<code>Rectangle(point1,point2)</code>
<code>getCenter()</code>
<code>getP1(), getP2()</code>

Oval Methods
<code>Oval(point1, point2)</code>
<code>getCenter()</code>
<code>getP1(), getP2()</code>

Polygon Methods
<code>Polygon(P1, P2, P3,...)</code>
<code>getPoints()</code>

Useful Turtle Methods: (from <http://docs.python.org/3.0/library/turtle.html>)

Function	Meaning
<code>forward(d)</code>	Move turtle forward <code>d</code> steps
<code>backward(d)</code>	Move turtle backward <code>d</code> steps
<code>right(angle)</code>	Turn turtle <code>angle</code> degrees to the right
<code>left(angle)</code>	Turn turtle <code>angle</code> degrees to the left
<code>up()</code>	Pull the pen up no drawing when moving
<code>down()</code>	Pull the pen down drawing when moving